




# SUPER TORQUE Pd™



Part No: 100 S4.5M 175

100	10 mm Width
S	Super Torque Positive Drive Belt
4.5M	4.5 mm Pitch – Modified Round Tooth Profile
175	175 mm Pitch Length

## APPLICATIONS

Nearly every conceivable industrial drive application where precise shaft synchronization is required. Super Torque Pd belts can also be used as an alternative to problem V-belt and chain drives.

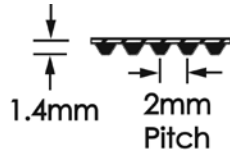
- Milling Machines
- Conveyors
- Engine Accessory Drives
- Debarkers
- Internal Combustion Engines
- Lathes
- Timers or Controllers
- Shapers
- Compressors
- Textile Machinery
- Wood Chippers
- Mixers

## KEY FEATURES & BENEFITS

- Unique tooth profile for quiet tooth engagement.
- Improved power capacity over standard HTD profiles.
- High-grade Goodyear compound.
- Fiberglass tension cords for excellent resistance to shrinkage/elongation.
- Oil, ozone and abrasion resistant.
- Temperature resistance: -30° to +75° C.
- Mating sprockets required.
- Low-maintenance/high-efficiency rating.
- Length tolerances (ISO 13050)

# SUPER TORQUE

## s2M

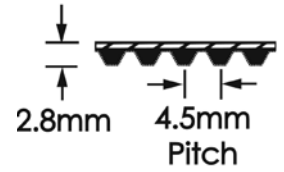


Belt reference	Pitch length Lp (mm)	Number of teeth
STPD S2M 112	112	56
STPD S2M 142	142	71
STPD S2M 158	158	79
STPD S2M 164	164	82
STPD S2M 172	172	86
STPD S2M 180	180	90
STPD S2M 212	212	106
STPD S2M 264	264	132
STPD S2M 320	320	160
STPD S2M 504	504	252

Sleeve width: 660 mm

Goodyear reserves the right to change sleeve width. Please contact Goodyear PTP marketing.

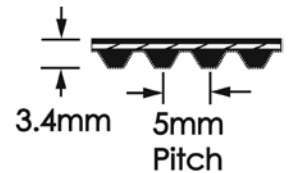
## s4.5M



Belt reference	Pitch length Lp (mm)	Number of teeth
STPD S4,5M 175	175	39
STPD S4,5M 180	180	40
STPD S4,5M 225	225	50
STPD S4,5M 247	247	55
STPD S4,5M 297	297	66
STPD S4,5M 306	306	68
STPD S4,5M 342	342	76
STPD S4,5M 387	387	86
STPD S4,5M 504	504	112
STPD S4,5M 621	621	138

Sleeve width: 660 mm

Goodyear reserves the right to change sleeve width. Please contact Goodyear PTP marketing.



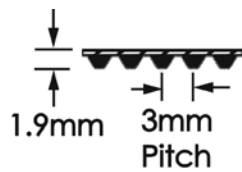
## s5M

Belt reference	Pitch length Lp (mm)	Number of teeth
STPD S5M 255	255	51
STPD S5M 295	295	59
STPD S5M 325	325	65
STPD S5M 350	350	70
STPD S5M 375	375	75
STPD S5M 400	400	80
STPD S5M 425	425	85
STPD S5M 435	435	87
STPD S5M 450	450	90
STPD S5M 475	475	95
STPD S5M 500	500	100
STPD S5M 525	525	105
STPD S5M 560	560	112
STPD S5M 575	575	115
STPD S5M 600	600	120
STPD S5M 625	625	125
STPD S5M 650	650	130
STPD S5M 675	675	135
STPD S5M 700	700	140
STPD S5M 750	750	150
STPD S5M 800	800	160
STPD S5M 850	850	170
STPD S5M 900	900	180
STPD S5M 950	950	190
STPD S5M 1000	1000	200
STPD S5M 1050	1050	210
STPD S5M 1125	1125	225
STPD S5M 1270	1270	254
STPD S5M 1350	1350	270
STPD S5M 1420	1420	284
STPD S5M 1800	1800	360
STPD S5M 2000	2000	400
STPD S5M 2770	2770	554

Sleeve width: 660 mm

Goodyear reserves the right to change sleeve width. Please contact Goodyear PTP marketing.

## s3M



Belt reference	Pitch length Lp (mm)	Number of teeth
STPD S3M 120	120	40
STPD S3M 150	150	50
STPD S3M 177	177	59
STPD S3M 201	201	67
STPD S3M 225	225	75
STPD S3M 252	252	74
STPD S3M 264	264	88
STPD S3M 276	276	92
STPD S3M 300	300	100
STPD S3M 339	339	113
STPD S3M 363	363	121
STPD S3M 384	384	128
STPD S3M 420	420	140
STPD S3M 459	459	153
STPD S3M 486	486	162
STPD S3M 501	501	167
STPD S3M 537	537	179
STPD S3M 564	564	188
STPD S3M 633	633	211

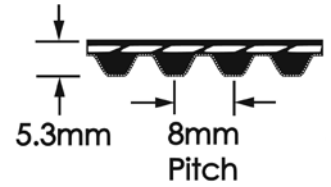
Sleeve width: 660 mm

Goodyear reserves the right to change sleeve width. Please contact Goodyear PTP marketing.

SYNCHRONOUS



# SUPER TORQUE Pd™



## S 8 M

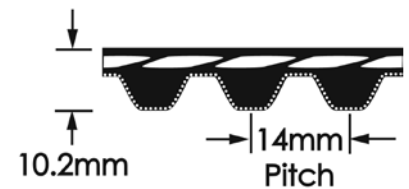
Belt reference	Pitch length Lp (mm)	Number of teeth	Belt reference	Pitch length Lp (mm)	Number of teeth	Belt reference	Pitch length Lp (mm)	Number of teeth
STPD S8M 440	440	55	STPD S8M 944	944	118	STPD S8M 1360	1360	170
STPD S8M 448	448	56	STPD S8M 960	960	120	STPD S8M 1384	1384	173
STPD S8M 480	480	60	STPD S8M 976	976	122	STPD S8M 1400*	1400	175
STPD S8M 496	496	62	STPD S8M 984	984	123	STPD S8M 1432	1432	179
STPD S8M 512	512	64	STPD S8M 992	992	124	STPD S8M 1440	1440	180
STPD S8M 528	528	66	STPD S8M 1000	1000	125	STPD S8M 1480	1480	185
STPD S8M 560	560	70	STPD S8M 1024	1024	128	STPD S8M 1544	1544	193
STPD S8M 576	576	72	STPD S8M 1032	1032	129	STPD S8M 1552	1552	194
STPD S8M 592	592	74	STPD S8M 1040	1040	130	STPD S8M 1600	1600	200
STPD S8M 600	600	75	STPD S8M 1056	1056	132	STPD S8M 1680	1680	210
STPD S8M 632	632	79	STPD S8M 1064	1064	133	STPD S8M 1696	1696	212
STPD S8M 648	648	81	STPD S8M 1072	1072	134	STPD S8M 1760*	1760	220
STPD S8M 656	656	82	STPD S8M 1096	1096	137	STPD S8M 1800	1800	225
STPD S8M 680	680	85	STPD S8M 1120*	1120	140	STPD S8M 2000	2000	250
STPD S8M 688	688	86	STPD S8M 1136	1136	142	STPD S8M 2032	2032	254
STPD S8M 712	712	89	STPD S8M 1152	1152	144	STPD S8M 2240	2240	280
STPD S8M 720	720	90	STPD S8M 1160	1160	145	STPD S8M 2272	2272	284
STPD S8M 752	752	94	STPD S8M 1176	1176	147	STPD S8M 2392	2392	299
STPD S8M 760	760	95	STPD S8M 1184	1184	148	STPD S8M 2400	2400	300
STPD S8M 800	800	100	STPD S8M 1200	1200	150	STPD S8M 2496	2496	312
STPD S8M 824	824	103	STPD S8M 1208	1208	151	STPD S8M 2600	2600	325
STPD S8M 840	840	105	STPD S8M 1224	1224	153	STPD S8M 2800	2800	350
STPD S8M 848	848	106	STPD S8M 1248	1248	156	STPD S8M 3200**	3200	400
STPD S8M 880	880	110	STPD S8M 1256	1256	157			
STPD S8M 896	896	112	STPD S8M 1264	1264	158			
STPD S8M 920	920	115	STPD S8M 1280	1280	160			
STPD S8M 928	928	116	STPD S8M 1304*	1304	163			
STPD S8M 936	936	117	STPD S8M 1312	1312	164			

Cut belts widths: 20 mm, 30 mm, 50 mm, 85 mm

Sleeve: 660 mm; \* 370 mm; \*\* 330 mm

Goodyear reserves the right to change sleeve width. Please contact Goodyear PTP marketing.

SYNCHRONOUS



## S 14 M

Belt reference	Pitch length Lp (mm)	Number of teeth	Belt reference	Pitch length Lp (mm)	Number of teeth	Belt reference	Pitch length Lp (mm)	Number of teeth
STPD S14M 1120	1120	80	STPD S14M 2002	2002	143	STPD S14M 3150*	3150	225
STPD S14M 1190	1190	85	STPD S14M 2100	2100	150	STPD S14M 3500*	3500	250
STPD S14M 1400	1400	100	STPD S14M 2240	2240	160	STPD S14M 3850*	3850	275
STPD S14M 1540	1540	110	STPD S14M 2310	2310	165	STPD S14M 4004*	4004	286
STPD S14M 1610	1610	115	STPD S14M 2450	2450	175	STPD S14M 4508*	4508	322
STPD S14M 1778	1778	127	STPD S14M 2590	2590	185	STPD S14M 5012*	5012	358
STPD S14M 1890	1890	135	STPD S14M 2800	2800	200			

Cut belts widths: 40 mm, 55 mm, 85 mm, 115 mm, 170 mm

Sleeve: 660 mm; \* 330 mm

Goodyear reserves the right to change sleeve width. Please contact Goodyear PTP marketing.